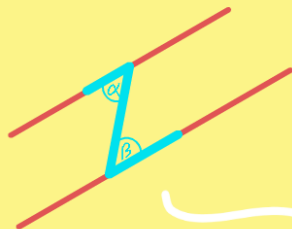




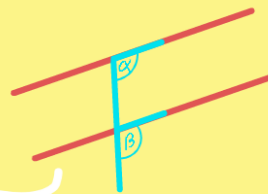
Winkel an parallelen Geraden

1. Schritt: Winkelzusammenhang bestimmen
2. Schritt: Gesuchten Winkel berechnen/angeben

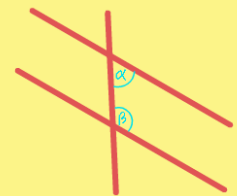
Z-Winkel (Wechselwinkel)



F-Winkel (Stufenwinkel)



Ergänzungswinkel



$$\alpha = \beta$$

$$\alpha + \beta = 180^\circ$$